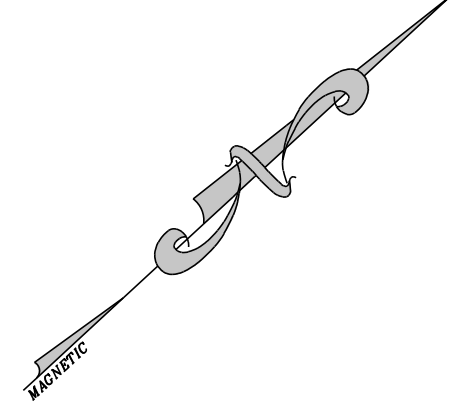


PRELIMINARY NOT FOR CONSTRUCTION

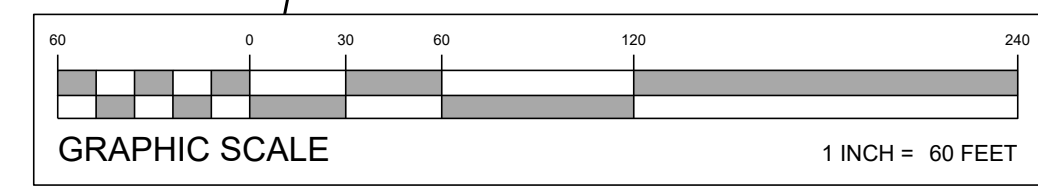
THIS PLAN HAS BEEN PREPARED FOR GENERAL LAYOUT DISCUSSION PURPOSES ONLY AND IS BASED ON LIMITED DUE DILIGENCE AVAILABLE AT THE TIME OF PREPARATION



A
B
C
D

GROSSER ROAD
(WIDEN WITH R.O.W.)
(ASPHALT ROADWAY)
TRAFFIC

STATE ROUTE 100
(A.K.A. L.R. 779)
(140' WIDE R.O.W.)
(ASPHALT ROADWAY)




REV.	DATE	DESCRIPTION
1	2022-01-17	REVISED PER CLIENT COMMENTS
2	2022-01-20	REVISED PER CLIENT COMMENTS

NOT FOR CONSTRUCTION

PROJECT NO. 211072
DRAWN BY: J. BUSH
CHECKED BY: B. WISEGAST
CAD ID. #: 211072_CD2

LANDCORE
Engineering Consultants, P.C.
PO BOX 375456
PHILADELPHIA, PENNSYLVANIA 19101-0635
PHONE 215-584-8800 | FAX 215-584-8485
LANDCORECONSULTING.COM



PROJECT: NH - GILBERTSVILLE, PA
GROSSER ROAD & PA ROUTE 100
DOUGLASS TOWNSHIP
MONTGOMERY COUNTY, PENNSYLVANIA
APPLICANT: NH - GILBERTSVILLE, PA-T-JT, LLC
TITLE: CONCEPT PLAN D
DATE: 2022-01-10
SHEET: CPT 2

D:\PROJECTS\LANDCORE\PROJECTS\2021\01\07 - EMBREE - DOUGLASS PA DRAWINGS\CONCEPT\211072_CD2.DWG
LANDCORE_CAD @ 2022-01-10 10:47 AM