


HOW TO ORDER A KNOX BOX

Douglas Township, Montgomery County

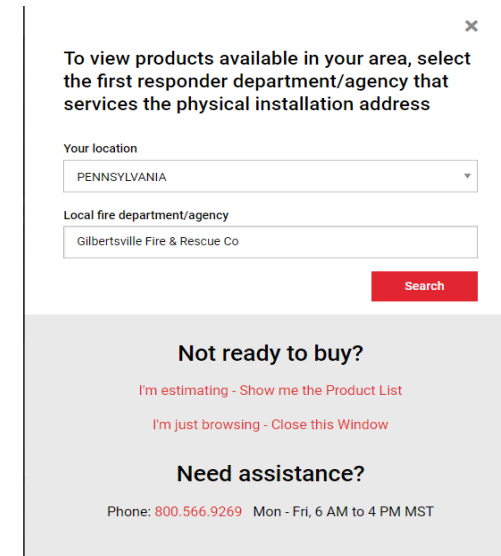


VISIT WWW.KNOXBOX.COM/PRODUCTS

1. To purchase a product, click the red **BUY** button located at the top right of the page.



2. A new window will open asking for your location: Select **Pennsylvania** and your local fire department/agency: **Gilbertsville Fire and Rescue Company**. Then hit search.



3. A new window will open with two selections for **Gilbertsville Fire and Rescue Company**. The top selection is for commercial establishments and the commercial Knox Box purchase selections. The bottom selection is for residential homes and the residential Knox Box purchase selections. Click **“Select”** for the appropriate type of building that you are purchasing a Knox Box for.

Back ✕

Select the local first responder dept./agency to view products.

Note: If the department has multiple listings, select the appropriate access program (text in red) to display a set of products available for that program.

Gilbertsville Fire & Rescue Co
Gilbertsville, PA Select

Gilbertsville Fire & Rescue Co
Gilbertsville, PA Select
Residential Use ONLY - HomeBoxes

Have questions? Contact Customer Service at 800-566-9269

Commercial Selections 2 Products Available



KnoxBox® 3200
Standard Capacity ⓘ

View



KnoxVault® 4400
Maximum Capacity ⓘ

View

Residential Selections



Residential KnoxBoxes Knox HomeBox™

Model: 1501
MSRP: \$362 ⓘ

Price: **\$210**

1. Mount Type

- None
- Backplate
- Standard Door
- Security Door

2. Color

- Antique White

3. Door Hanger

- No
- Yes

Installation Address ⓘ

The installation address is where this product will be installed. Do not enter the shipping address here.

For Ordering Support

Call: 800-566-9269
6:00 AM - 4:00 PM MST

Available for:
Gilbertsville Fire & Rescue Co -

Add to Cart



4. Once you make a your selection of the item you would like to purchase, complete the installation address information and click **“submit”**. You will be asked to confirm that you selected the correct fire department (the Fire Department is listed above the Business Name Field.) Then Click **“Add to Cart”** button.

To continue the process, you will be asked to log in. If you are a new customer, complete the fields in the New Customer area. Once you have logged on or created a new account, you will be returned to the Shopping Cart. To add more products, click **Continue Shopping** or if you’re done adding products, click on **Checkout**.

Once the Knox Box is purchased and delivered, the property owner will install the Knox Box at the main entry door of the structure on the right hand side of the door and the height shall not exceed six (6) feet above the grade or floor at this location.

When the box is installed, you can contact the Douglass Township Fire Marshal at 610-367-6062 to schedule an appointment to have your keys secured and locked in the Knox Box.



Mounting Requirements:


Unless otherwise approved by the Fire Code Official, the key lock box shall be installed on the front of the structure, and adjacent to the main entry door on the right-hand side of said door and be installed at a height not to exceed six (6) feet above the grade or floor at this location. The Fire Code Official may require installation at another location he/she deems would allow more efficient and effective response by emergency personnel. The Fire Code Official shall have the final determination as to the location of the key lock box.



Keys Required:

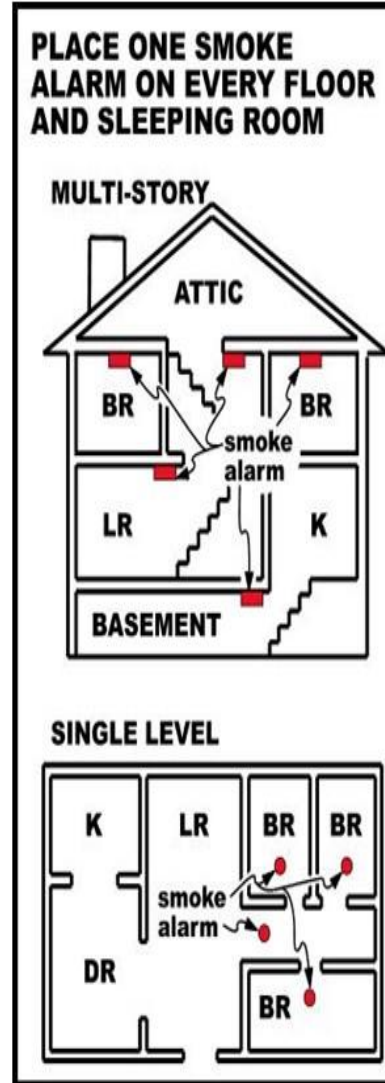
- One (1) Front Door Entry Key
- One (1) Rear Door Entry key
- Any key to interior locked rooms, specifically electrical rooms, utility rooms, storage rooms, or rooms containing an alarm panel.

make sure that each key is clearly labeled



Knox Residential Box Benefits

1. Eliminate needless, costly forced entry damage that may not be covered by your insurance deductible.
2. Assure immediate building entry by firefighters or other emergency responders without delay or waiting for building keys.
3. Protect inventory, equipment and supplies from unnecessary water damage caused by delayed sprinkler shut-off.
4. Satisfies local fire codes and emergency access ordinance.
5. Feel secure about emergency coverage when your building is left unattended. The fire department and police department hold the only key to the KNOX-BOX.
6. Maintain building security after a fire alarm investigation by simply re-locking the undamaged door.
7. Protect your property from thousands of dollars in damage with this one-time, low-cost investment.



SMOKE ALARMS SAVE LIVES

